

Name: _____



First Grade Homework Room 6 & 18

Week of: December 16, 2013

Return on: December 20, 2013

*** The spelling test is on Friday, Dec. 20.**

Instructions:

1. Read daily for at least 15 minutes and complete the attached reading log. Work on the other attached worksheets. Complete at least one math, one Language Arts, and one Chinese page each day.
2. Please have an adult check your work, and have them help you correct any errors.
3. Turn in completed packet on **Friday**.

My child has completed all of the assigned homework and we have reviewed it together.


Parent Signature: _____

***Room 6 :**

English spelling test: Every Friday or the last day of the week

Chinese word test: Every Monday or the first day of the week

First Grade Spelling Words
Theme 3 Week 3



1. whip
2. whale
3. catch
4. match
5. chin
6. chop
7. like
8. ride
9. your
10. from

Challenge words:


which chicken



Reading Log

Once upon a time

Please read with your child for 15 minutes each day



Sample	 Book Title My Friend Rabbit	Minutes 15	Adult Signature
Monday	Book Title	Minutes	Adult Signature
Tuesday	Book Title	Minutes	Adult Signature
Wednesday	Book Title	Minutes	Adult Signature
Thursday	Book Title	Minutes	Adult Signature



Spelling Homework

Write your spelling words three times each.

1. _____
2. _____
3. _____
4. _____
5. _____
6. _____
7. _____
8. _____
9. _____
10. _____

Write your spelling words in ABC order:

_____, _____, _____

_____, _____, _____

_____, _____, _____

Name _____

As I read, I will pay attention to the question marks.

07 Dad said, "June, watch your little brother
while I do some work."
12 "He's only three. What can he do?" asked June.
21 "I have new shoes," said Tim. "I can run very fast."
32 "I have an idea," said June. "I'll make a
41 racetrack for you."
44 Joan put some white plastic cones in the yard.
53 She said to Tim, "Run around every cone.
61 I'll time you with my watch. We'll see how fast
71 you can run."
74 When Tim was done, he asked, "How fast did I go?"
85 "Very fast!" said June. "I'm going to make a blue
95 ribbon for you!" 98

Please practice reading this fluency passage daily. The goal is to be able to read it smoothly without errors. If it is difficult, master a sentence a day. If it has become easy, just read it once through and then read a book of your choice. This can help count toward the 15 minutes of reading each day.

My child has read this passage each day.

Parent signature _____



Name _____

Begin the names of days, months, and holidays with capital letters.

Circle the letters that should be capital. Write the day, the month, or the holiday correctly.

1. We had fun on new year's day. _____


2. That was in january. _____

3. Today is tuesday, February 14. _____

4. Then it must be valentine's Day. _____

5. On monday, we put little red flags at school.

6. What fun things can we do in march?



Name

Write directions. Use the words in the box. Add some words of your own.

bread

slices

other

How to Make a Jam Sandwich

[illegible]

Name _____

Phonics:
Long a, a, e

Read the words. Find the words from the box in the puzzle. Circle them.

cake

rate

game

cane

ate

shade

shake

rake

r	a	t	e	b	f	d	m
a	i	a	s	h	a	k	e
k	g	t	h	w	l	u	q
e	a	p	s	h	a	d	e
k	m	x	c	c	l	n	v
e	e	g	o	a	y	d	a
n	s	o	b	k	a	t	e
c	a	n	e	e	r	j	z


What is the same about all the words in the puzzle?

Name _____


Use the words in the box to write about the pictures.

away school today way why


1.




2.




3.



4.



5.



A verb is a word that shows action.

verb

I. ○ today

O ride

O all

2. ○ walk

O oh

○ three

3. O man

☐ make

○ it

4. O who

Q some

○ eat

5. ☐ not

○ play

☐ on

6. ☐ go

○ of

☐ many

7. ☐ pull

☐ very

☐ good

8. ☐ now

☐ help

O me

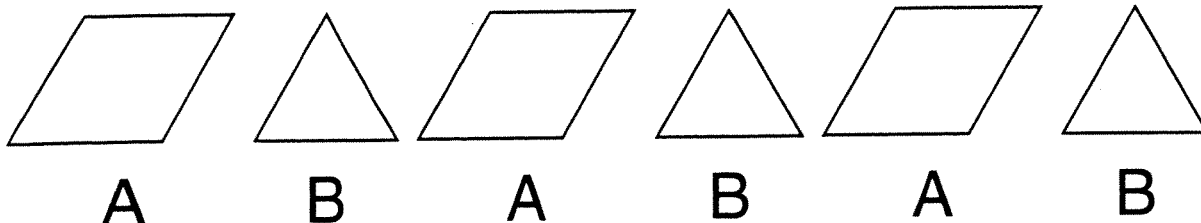
Name _____

Reteaching

9-3

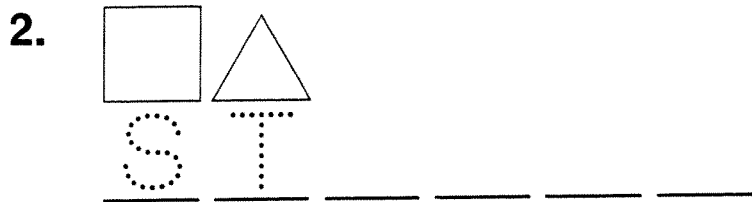
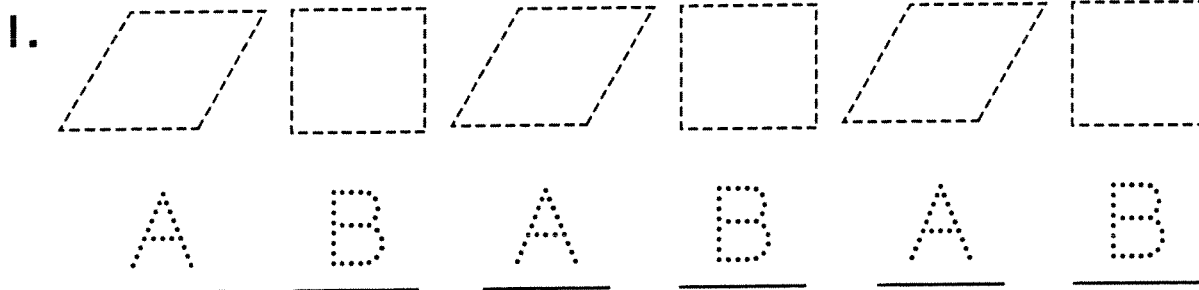
Extending Shape Patterns

Look at these patterns.




  repeats over and over. A B repeats over and over.

Use pattern blocks. Make a pattern. Draw the pattern.
Then make the same pattern using letters.



Reasoning

3. Draw a picture that shows the part that repeats.



Name _____

Practice

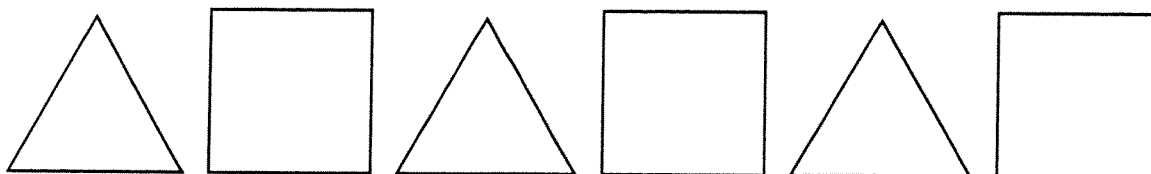
9-3

Extending Shape Patterns

Look at the pattern.

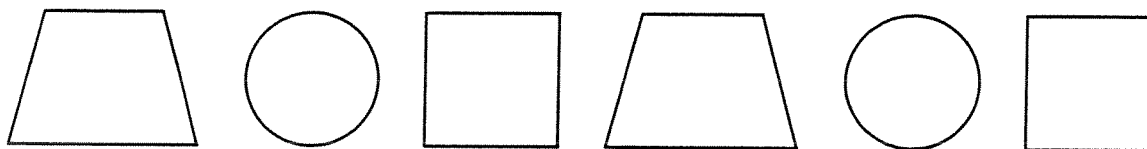
Make the same pattern using letters.

1.



 A

2.



 A

Reasoning

3. Draw a picture that shows the part that repeats.



Name _____

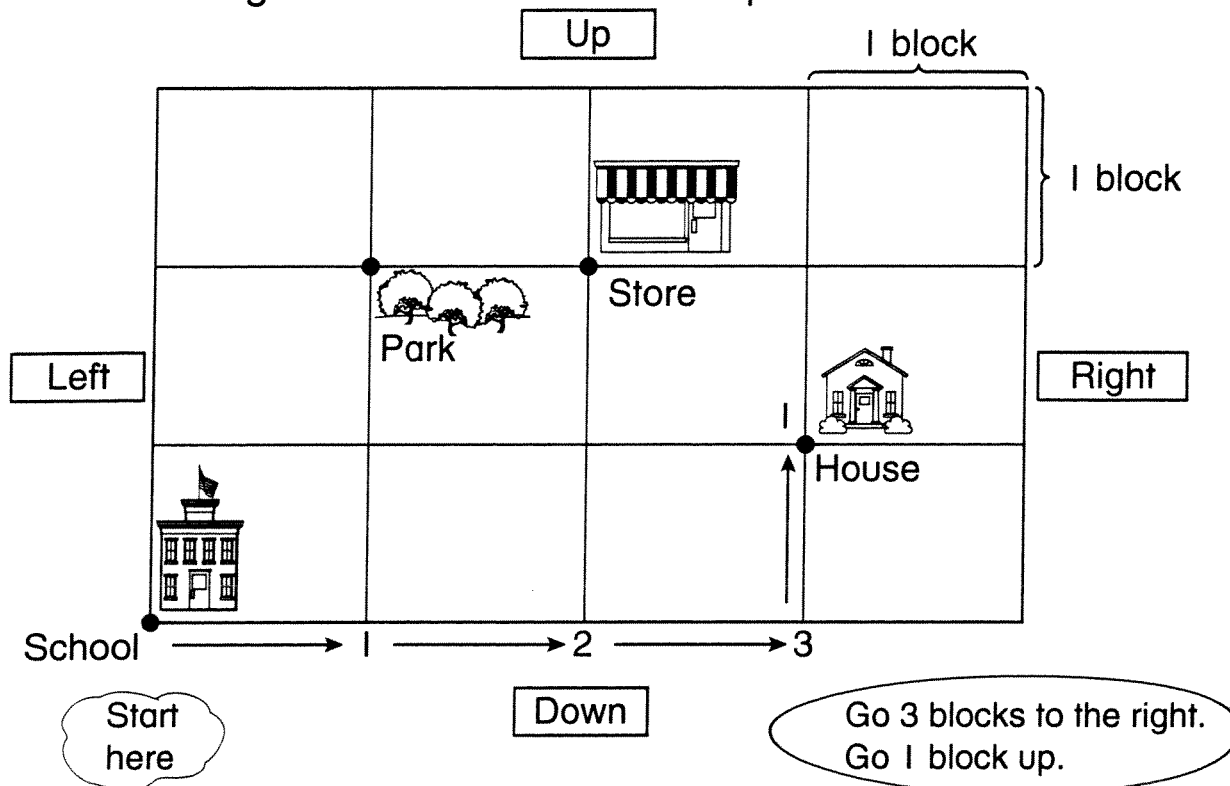
Reteaching

8-9



Location on a Grid

This is a map of Felipe's town.



You want to go from the school to Felipe's house.





Read the map. Then complete each sentence.

1. To go from the  to the ,

go 3 block right and 2 blocks up.

2. To go from the  to the ,

go 1 block left and 1 block up.

3. To go from the  to the ,

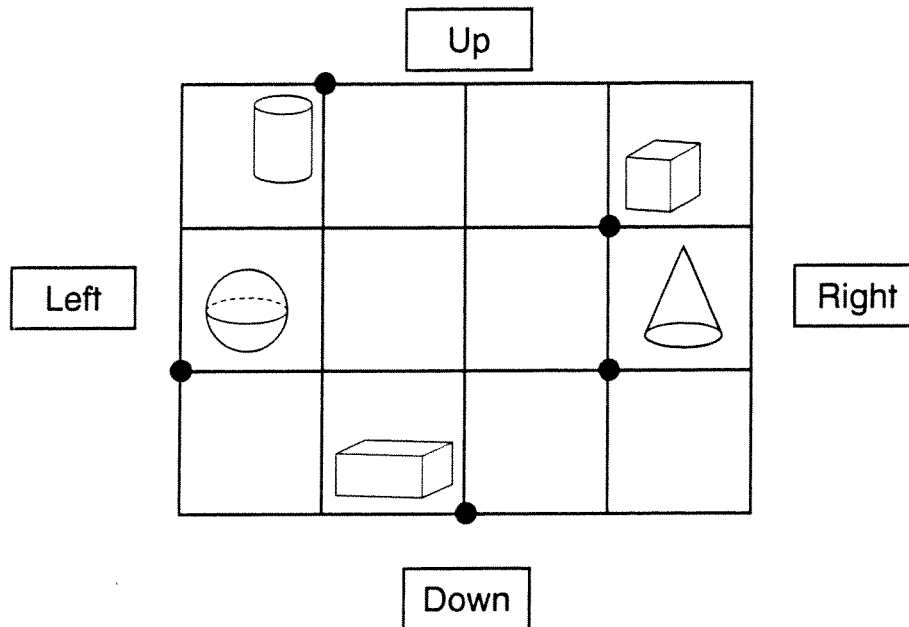
go 2 blocks left and 1 block up.

Name _____



Practice



8-9

Location on a Grid




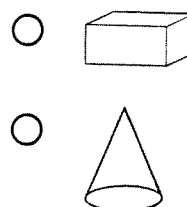
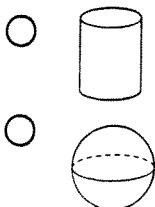
Use the grid above.
Then complete each sentence.

1. To go from the 
to the , go
_____ spaces right
and _____ spaces down.

2. To go from the 
to the , go
_____ spaces left
and _____ space up.

Spatial Thinking

3. Which shape is 1 space down
and 3 spaces left from the  ?



名字: _____

日生

xīng

17月日月旦星

其月

91

期

一十廿廿廿其其其其其其

名字: _____

明

míng

1 月 日 日 明 明 明

昨

zuó

1 月 日 日' 日' 昨 昨 昨

Last Name

姓

First Name

名

jīn tiān

今天

today

zuó tiān

昨天

yesterday

míng tiān

明天

tomorrow

Last Name

姓

First Name

名

jīn tiān

今天

today

zuó tiān

昨天

yesterday

míng tiān

明天

tomorrow

whip

whale

catch

match

chin

chop

like

ride

your

from

which

chicken